
Research on Sustainable Conversion of Agriculture and Food Waste into Activated Carbons Devoted to Fluoride Removal from Drinking Water in Senegal

Mohamad M. Diémé¹, Maxime Hervy², Saïdou N. Diop^{1*},
Claire Gérente², Audrey Villot², Yves Andres² and Courfia K. Diawara¹

DOI: 10.9734/bpi/cpcs/v8/7150D

ABSTRACT

The objective of this study was to investigate the production of activated carbons (AC) from cashew shells, and millet stalks and their efficiency in fluoride retention. These agricultural residues are collected from Senegal. It is known that some regions of Senegal, commonly called the groundnut basin, are affected by a public health problem caused by an excess of fluoride in drinking water used by these populations. The activated carbons were produced by a combined pyrolysis and activation with water steam; no other chemical compounds were added. Then, activated carbonaceous materials obtained from cashew shells and millet stalks were called CS-H₂O and MS-H₂O respectively. CS-H₂O and MS-H₂O show very good adsorbent features, and present carbon content ranges between 71% and 86%. The BET surface areas are 942 m².g⁻¹ and 1234 m².g⁻¹ for CS-H₂O and MS-H₂O respectively. A third activated carbon produced from food wastes and coagulation-flocculation sludge (FW/CFS-H₂O) was produced in the same conditions. Carbon and calcium content of FW/CFS-H₂O are 32.6 and 39.3% respectively. The kinetics sorption were performed with all these activated carbons, then the pseudo-first equation was used to describe the kinetics sorption. Fluoride adsorption isotherms were performed with synthetic and natural water with the best activated carbon from kinetics sorption, Langmuir and Freundlich models were used to describe the experimental data. Regarding equilibrium data, the experimental data are better described by Langmuir model than by the Freundlich model. The results showed that carbonaceous materials obtained from CS-H₂O and MS-H₂O were weakly efficient for fluoride removal. With FW/CFS-H₂O, the adsorption capacity is 28.48 m².g⁻¹ with $r^2 = 0.99$ with synthetic water.

Keywords: Activated carbon; adsorption; calcium, fluoride; cashew shell; millet stalk; food waste.

2010 Mathematics Subject Classification: 35K55, 35J62, 35G55.

1 INTRODUCTION

In recent years, many studies have been done in order to remove the high concentration of many contaminants from drinking water such as fluoride, lead, arsenic, copper and nitrate [1]. It is known that fluoride is an essential element in drinking water. This trace element is actively involved in the health of teeth, especially in the prevention of dental cavities and plays an important role in bone strength. However, when the fluoride concentration in drinking water is higher than 1.5 mg.L⁻¹, it may cause harmful effects on human health namely dental fluorosis and skeletal fluorosis at

¹ *Laboratoire de Chimie et Physique des Matériaux, Université Assane Seck, BP 523, Ziguinchor, Sénégal.*

² *Ecole des Mines de Nantes, laboratoire GEPEA, UMR CNRS 6144, 4 rue Alfred Kastler, BP 20722, 44307 Nantes cedex 3, France.*

*Corresponding author: E-mail: sndiop@univ-zig.sn;

concentrations above 4 mg.L⁻¹ [2, 3]. Fluoride is a very well known toxic contaminant existing in surface water and groundwater. It is naturally found in groundwater and is also released into the groundwater from mineral resources such as fluorite and weathering of rocks (e.g., shale, basalt, granite). Leaching of fluoride in groundwater may be possible if groundwater makes contact regularly with ores, minerals, and rocks; consequently, high fluoride concentration may yield in groundwater [4-7]. In the world, it is estimated that more than 200 million people are exposed to drinking water with a fluoride concentration that exceeds the WHO guideline (1.5 mg.L⁻¹) [8]. Many countries around the world such as India, Bangladesh, Nepal, Senegal, USA, and Mexico are concerned by fluoride exposure because of the high numbers of their populations that present the effects caused by the high concentration of fluoride in their drinking water [9-10].

Thus, several processes for fluoride removal have been developed. Some are based on membrane technologies such as nanofiltration and reverse osmosis [3], while others use adsorption technologies such as adsorption into clay or activated carbon [11]. Membrane technology is well known for its effectiveness in fluoride removal, but its high operating cost may remain a problem for developing countries. Many papers also report the use of the adsorption process to remove fluoride in drinking water. Activated carbons are widely used as adsorbents for pollutant removal due to their interesting physical and chemical properties. Moreover, activated carbons could be low-cost materials if produced from agricultural waste collected freely in the fields. Previous papers studied the efficiency of activated carbon in fluoride uptake. Consequently, for enhancing the uptake of fluoride by activated carbon these authors have modified the adsorbent by impregnating it with the calcium solution [12].

The purpose of this study is to produce and characterize low-cost activated carbons and to study their efficiency in fluoride sorption. The activated carbons were produced from millet stalks, cashew shells and a mixture of food waste and coagulation-flocculation sludge (FW/CFS). Then these three carbonaceous materials were used to study fluoride adsorption efficiency. The Langmuir and Freundlich models were used to describe the isotherms experimental data and the pseudo first order equation was also used to describe the kinetic data.

2 MATERIALS AND METHODS

2.1 Production of Carbonaceous Materials

Millet stalks and cashew shells named respectively MS and CS, were used as precursors. Millet stalks were cut into small pieces to facilitate their introduction to the reactor, while cashew shells were left in their original state. The carbonization (or pyrolysis) was conducted under an inert atmosphere (0.5 L/min of N₂) up to 850 °C with a temperature ramp of 10 °C/min in a batch quartz rotary furnace (HTR 11/150, Carbolite). At 850 °C, the step of activation was started with an injection of steam (0.7 mL of water.min⁻¹) as activating gas for 80 minutes. The cooling of the furnace was still realized under inert atmosphere. For the FW/CFS, first, pyrolysis char from 50 wt % FW and 50 wt % CFS was produced in semi-continuous screw reactor by slow pyrolysis (heating rate of 22 °C.min⁻¹) at 700 °C during 30 min. The details of the experimental procedure were described in a previous paper [13]. The char was then activated with steam to produce FW/CFS-H₂O. The same experimental procedure as that described above was used for the activation process. AC were washed with deionized water, and dried at 105 °C before being characterized. This method was adapted from the previous work realized by the research team [14].

2.2 Characterization of Activated Carbon

Elemental analysis of CHNSO was performed using the apparatus Flash EA 1112, Thermofinnigan. The total ash content and pH_{PZC} (point of zero charge) determination of each activated carbon were carried out following a methodology previously described [14]. For the pH PZC, 100 mL of

0.01 mol.L⁻¹ NaCl solution was placed in a closed polyethylene bottle. The pH was adjusted between 2 and 12 by adding HCl or NaOH 0.01 mol.L⁻¹ solution. Then, 0.05 g of each sample was added in the closed polyethylene bottle that was set stirring for 5 days at the room temperature before measuring the final pH. Then the final pH was plotted against the initial pH, and the point where this curve crosses the line $pH_{\text{final}} = pH_{\text{initial}}$ represents the pH_{PZC} .

The porous properties of activated carbon were deduced from nitrogen adsorption isotherms at 77 K (ASAP 2020 Micromeritics). The scanning electron microscopy (SEM) was carried out using the apparatus JOEL JSM 5800LV, allowing the observation of the porous structure of carbonaceous materials. To determine the presence of the other elements such as iron and calcium quantitative analysis was performed by using EDX-800HS apparatus.

2.3 Fluoride Adsorption

All the measurements of fluoride concentration were performed by using a UV-1800 spectrophotometer. Firstly, the suitable wavelength for these measurements was determined. Thus, a solution of 2 mg.L⁻¹ was prepared from an initial fluoride solution of 0.2 g.L⁻¹ prepared by dissolution of NaF in deionized water (Milli-Q Millipore 18.0 MΩcm⁻¹, resistivity). Then a square cell sample was filled with 2 mg.L⁻¹ of fluoride solution up to the mark before it was placed in the sample holder. From there, the peak wavelength was determined from the spectrum curve. Thus the maximum wavelength used in this study was 618.3 nm. Analytical measurements were obtained with a quantification limit of 0.25 mg.L⁻¹ and a detection limit of 0.12 mg.L⁻¹. The quantification limit is the lowest level that can be reliably measured.

All three activated carbons were used in the fluoride adsorption in deionized water, before the better of these adsorbents were used for the isotherm adsorption both in deionized and natural water.

For the sorption kinetic experiments, batch contact time experiments were conducted at 21 °C by stirring 0.8 g of sorbent with 1000 mL of fluoride solution (5 mg.L⁻¹) at 250 rpm. The pH was measured before adding the sorbent in the polyethylene reactor and measured at the end of kinetic. Then the equilibrium time between the solid and the solution was determined by plotting the fluoride concentration versus time. The pseudo first order sorption model proposed by [15] was used to describe the kinetic curves as indicate by the following equation:

$$\frac{dq_t}{dt} = k_1 (q_e - q_t) \quad (1)$$

Where q_e and q_t are the sorption capacities at equilibrium and at time t respectively (mg.g⁻¹) and k_1 is the rate constant of pseudo first order sorption (min⁻¹). Then the integration with the conditions follow, $t = 0$ to $t = t$ and $q_t = 0$ to $q_t = q_t$, the linear form obtained is expressed as follow:

$$\log (q_e - q_t) = \log (q_e) - \frac{k_1}{2.303} t \quad (2)$$

Th parameters q_e and k_1 were calculated by plotting $\log (q_e - q_t)$ versus t .

Bath adsorption isotherms were conducted at 21 °C with 250 mL of synthetic solution from 3 to 25 mg.L⁻¹ of fluoride and 0.175 g of adsorbent. Then the reactors have been stirred for 120 min at 250 rpm. The pH was measured before adding the sorbent and at the end of the experiment, the values ranged between 5 and 9. Langmuir and Freundlich models were used to describe the experimental data of the isotherms [16, 17]. The Langmuir equation is describes below:

$$q_e = \frac{q_m b C_e}{1 + b C_e} \quad (3)$$

Where b is the equilibrium constant of the reaction ($\text{L}\cdot\text{mg}^{-1}$), q_m and C_e are the maximum adsorption capacity ($\text{mg}\cdot\text{g}^{-1}$) and the amount of fluoride at equilibrium ($\text{mg}\cdot\text{L}^{-1}$), respectively. The Freundlich equation is given below:

$$q_e = k_f C_e^n \quad (4)$$

Where K_f ($\text{mg}\cdot\text{g}^{-1}/(\text{mg}\cdot\text{L}^{-1})^{1/n}$) and n the Freundlich isotherm constant related to the adsorption capacity. In sorption processes, it is known that the presence of other ions can contribute to a competitive effect between the ions, leading to a modification of the adsorption capacities. Thus the isotherm adsorption was performed with natural water, the composition of which is given in Table 1.

Table 1. Mineral content of natural water

Elements	Ca ²⁺	Mg ²⁺	Na ⁺	K ⁺	HCO ₃ ⁻	Cl ⁻	SO ₄ ²⁻	NO ₃ ⁻
C($\text{mg}\cdot\text{L}^{-1}$)	4.7	1.8	5.9	2.8	40.3	1.2	0.2	0.5

The potential effect of these ions into the adsorption capacity will be discussed below.

3 RESULTS AND DISCUSSIONS

3.1 Characterization of Activated Carbon

The chemical characterization (elemental analysis and pH_{PZC}) and the physical characterization (BET surface area analysis) are given in the Table 2. TPV in Table 2 means Total Porous Volume.

Table 2. Properties of activated carbons

Material	Mass fraction /%				pH_{PZC}	S_{BET} / $\text{m}^2\cdot\text{g}^{-1}$	V_{micro} / $\text{cm}^3\cdot\text{g}^{-1}$	V_{meso} / $\text{cm}^3\cdot\text{g}^{-1}$	TPV / $\text{cm}^3\cdot\text{g}^{-1}$
	C	H	O	Ash					
MS-H ₂ O	86.0	0.8	12.2	0.1	8.0	1324	0.588	0.033	0.665
CS-H ₂ O	71.0	0.8	21.0	6.5	10.6	942	0.415	0.045	0.504
FW/CFS-H ₂ O	32.6	0.9	6.6	62.2	9.8	225	0.098	0.036	0.164

As several activated carbons produced at laboratory scale, the major element contents of them are C, O and H. The carbon percentage showed in Table 1 is 86.0%, 71.0% and 32.6 % for the MS-H₂O, CS-H₂O and FW/CFS-H₂O respectively. The values of carbon content of MS-H₂O and CS-H₂O lead to real carbonaceous materials. In the literature, similar values were obtained during research activities for the activated carbons production from agricultural wastes [14, 18, 19]. In contrast, the carbon content of activated carbon from the mixture of food waste and coagulation-flocculation sludge (FW/CFS-H₂O) is low (32.6 %). This carbon content may negatively impact on the BET surface area. As an identical production method was used, the differences in the properties of the activated carbons are only assigned to the precursor nature. The second major element of the activated carbon is oxygen. Its content is 12.2 %, 21.0 % and 6.6 % for the MS-H₂O, CS-H₂O and FW/CFS-H₂O respectively. These values of oxygen content are close to those obtained by Torres-Perez, Gerente and Andres, [14] that have characterized two commercial granular activated carbons.

The ash content is 0.1 % and 6.5 % for MMS-H₂O and CCS-H₂O respectively and these values are close to those obtained in the literature [14]. However, the ash content in FW/CFS-H₂O is significantly

higher: 62.2 %, this value is so high that it can explain the low carbon content of this material. Generally when an activated carbon presents a low carbon content and a high ash content, its BET surface area is low. Finally all these carbonaceous materials reveal a basic pH_{PZC} , ranging from 8.0 to 10.6. Thus the surface charge of carbonaceous materials is negative.

As described above, the BET surface area is performed with ASAP 2020 Micromeritics by nitrogen adsorption at 77 K. The results are presented in the Table 2. Thus the BET surface area of the MS-H₂O, CS-H₂O and FW/CFS-H₂O is 1324 m².g⁻¹, 942 m².g⁻¹ and 225 m².g⁻¹ respectively. For the MS-H₂O and CS-H₂O, their high content of carbon and a low ash content probably allow these carbonaceous materials to develop the BET surface area above 80 00 m².g⁻¹. During their work in 2012, Torres-Pérez et al, produced two activated carbons from agricultural wastes, and their BET surface areas ranged between 821 and 829 9 m².g⁻¹. Beside the high BET surface area developed by MS-H₂O and CS-H₂O, as expected, the FW/CFS-H₂O has the lowest value (21 18 m².g⁻¹).

With SEM micrograph and EDX spectra of these activated carbons (data not shown) it was possible to appreciate the difference between the macropores upon the surface of each sample. Then with the EDX spectra, the high presence of calcium was found in the FW/CFS-H₂O with a percentage of 39.3 %.

Concerning the total porous volumes, the values obtained with the MS-H₂O, CS-H₂O and FW/CFS-H₂O are 0.665 cm³.g⁻¹, 0.504 cm³.g⁻¹ and 0.164 cm³.g⁻¹ (Table 2). As for the BET surface areas, the activated carbons from millet stalks and cashew shells present the highest total porous volumes. However, all these activated carbons have a developed microporous nature. The nitrogen adsorption isotherms obtained confirm the microporous nature of these activated carbons. MS-H₂O and CS-H₂O develop a microporous volume ranging between 0.588 and 0.415 cm³.g⁻¹; for the FW/CFS-H₂O, the microporous volume is 0.098 cm³.g⁻¹. These values of microporous volume obtained in this study can be compared to data found by Bandoz & Ania, [20]. The mesoporous volumes are 0.033, 0.045 and 0.036 cm³.g⁻¹ for MS-H₂O, CS-H₂O and FW/CFS-H₂O respectively.

3.2 Fluoride Removal with Carbonaceous Materials

3.2.1 Sorption Kinetics

With MS-H₂O, CS-H₂O and FW/CFS-H₂O, batch contact experiments were performed. The kinetics curves of CS-H₂O and FW/CFS-H₂O are depicted in Fig. 1. MS-H₂O displayed a fluoride uptake almost null, thus the kinetic curve of this material is not plotted here.

From these kinetic decay curves for removal of fluoride on these activated carbons, the optimal contact time is determined as 20 min and 2 h for CS-H₂O and FW/CFS-H₂O respectively. Thus, experimental adsorption capacity for CS-H₂O is 1.61 mg.g⁻¹, while for FW /CFS-H₂O, the experimental adsorption capacity reach 5.29 mg.g⁻¹ at the equilibrium time. Table 3 presents the parameters q_e and k_1 calculated from linear form of pseudo first order equation by plotting $\log(q_e - q_t)$ versus t .

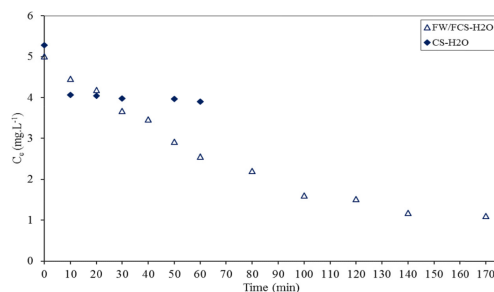


Fig. 1. Kinetic decay curves for fluoride uptake on CS-H₂O and FW/CFS-H₂O

Table 3. Parameters of pseudo first order kinetic model

Material	$q_{e,exp} (mg.g^{-1})$	$q_{e,cal} (mg.g^{-1})$	$k_1 (min^{-1})$	r^2
CS-H ₂ O	1.61	0.43	0.1	0.82
FW/CFS-H ₂ O	5.29	8.59	0.063	0.91

The pseudo first order model tested in this study does not describe very well the experimental data especially for the experimental data obtained with CS-H₂O that $r^2 = 0.82$. With its low adsorption capacity of fluoride this material will not be used for the equilibrium adsorption isotherms. It appears here that the BET surface area and the carbon content are not decisive factors for the fluoride adsorption because CS-H₂O has the higher BET surface area and carbon content than FW /CFS-H₂O. Furthermore, the experimental fluoride adsorption capacity of 5.29 mg.g⁻¹ is reached and the pseudo first order describe better the experimental data with $r^2 = 0.91$ even if the fluoride adsorption capacity calculated is overestimate (8.59 mg.g⁻¹). The pseudo first order equation does not fit well the experimental data of kinetic sorption. Generally, this model is applicable over the initial 20 to 30 min of the kinetic sorption [15, 21, 22].

3.2.2 Adsorption isotherms

Adsorption isotherms were carried out during 2h of contact time between the fluoride solution with initial concentrations ranging between 3 to 25 mg.L⁻¹, and pH ranging from 5 to 9. The experimental data are plotted while the Langmuir and Freundlich equations are used to model the experimental curve of the fluoride uptake (Fig. 2). The Langmuir isotherm reflects the monolayer adsorption while the Freundlich isotherm shows the multilayer adsorption.

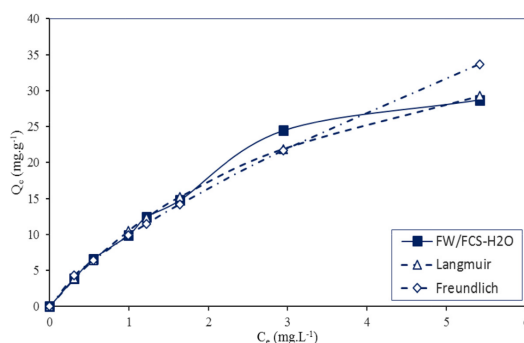


Fig. 2. Experimental adsorption isotherm of fluoride using the Langmuir and Freundlich models

From these curves, the Langmuir model fits the experimental data very well with $r^2 = 0.99$ as well as the Freundlich model ($r^2 = 0.98$). In the Table 4, the modelling parameters of Langmuir and Freundlich are listed.

Table 4. Isotherm parameters of fluoride adsorption on FW/FCS-H₂O

Material	Langmuir			Freundlich		
	$q_m (mg.g^{-1})$	$b (L.mg^{-1})$	r^2	$k_f (mg.g^{-1}) / (mg.L^{-1})$	n	r^2
FW/FCS-H ₂ O	28.48	0.228	0.99	9.995	0.72	0.98

Concerning the Freundlich model, K_f is found to $9.95 \text{ (mg.g}^{-1}\text{)}/(\text{mg.L}^{-1})^{1/n}$ with $r^2 = 0.98$ and $n = 0.72$. Regarding the Langmuir model, the adsorption capacity q_m is 28.48 mg.g^{-1} and equilibrium constant of the reaction $b = 0.28 \text{ L.mg}^{-1}$. The value of q_m calculated from the Langmuir model is similar to the experimental data which is 28.73 mg.g^{-1} . This match indicates that a monolayer adsorption is involved in fluoride sorption and only the interactions between the fluoride species and the adsorbent surface occur. Despite its low BET surface area and the low carbon content than CS-H₂O, the FW/FCS-H₂O can be an alternative and efficient sorbent for fluoride removal from drinking water. This high adsorption capacity suggests that the high presence of calcium upon the adsorbent plays a very important role in the uptake of fluoride. These three activated carbons were produced by adapting the same method and none have been modified. Indeed during their activity research, Hernández-Montoya et al., [12] used pecan nut shells as precursor for the production of activated carbon. The activated carbons were then impregnated with a calcium solution extracted from egg shells. The calcium content in their activated carbon are ranged between 1.6 and 4.48 %. Using the Langmuir model, the activated carbon with the highest calcium content reached the better adsorption capacity with the value of 2.51 mg.g^{-1} . The BET surface area of this modified activated carbon is $17 \text{ m}^2\text{g}^{-1}$. This adsorption capacity remains significantly lower than that obtained in our study with the non-modified FW/FCS-H₂O (28.48 mg.g^{-1}) which naturally contains calcium species. Sivasankar, Rajkumar, Muruges, & Darchen, [23] obtained an adsorption capacity of 22.33 mg.g^{-1} using the Langmuir model with carbonaceous material from tamarind fruit shell impregnated in ammonium carbonate solution. The calcium content and BET surface area of this modified carbonaceous material were 7.2 % and $473 \text{ m}^2\text{g}^{-1}$, respectively. At the present time, many research activities are being done to remove excess fluoride from drinking water on the adsorbents and a high adsorption capacity are reached [2, 24, 10].

Fig. 3, depicts the initial concentration of fluoride against the percentage of removal fluoride obtained with deionized water and natural water.

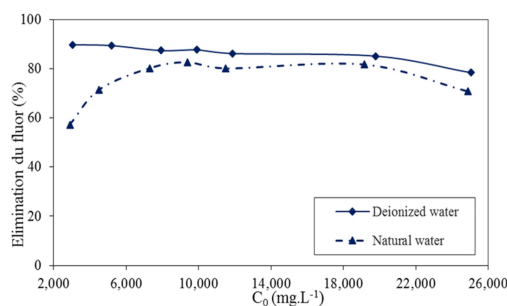


Fig. 3. Percentage of removal fluoride in synthetic and natural water

Indeed the hypothesis stated above is verified according to the shape of the curves obtained deionized water (synthetic water in the figure). The presence of other ions promoted a competitive effect between the fluoride ion (F^-) and those of natural water (Table 1). It is probably the anions present in natural water which are responsible for the effect of competition with the fluoride anion. The potential anions in natural water which can be competitor anion are HCO_3^- , Cl^- , SO_4^{2-} and NO_3^- . Moreover, a possible attraction could take place between the fluoride anion in solution and calcium cations in FW/FCS-H₂O.

Finally, the results obtained in this study and those reported in the literature have shown the issue of fluoride worldwide can be solved by using activated carbons produced from various agricultural residues or waste as adsorbents.

4 CONCLUSION

In the present study, three activated carbons were prepared from millet stalks (MS-H₂O), cas shew shells (CS-H₂O), food wastes and coagulation-flocculation sludge (FW/CFS-H₂O). The MS-H₂O and CS-H₂O have developed a great chemical and physical characteristic properties. Then they were studied as sorbents for fluoride removal from drinking water. Only FW/CFS-H₂O had shown a great potential for fluoride removal with percentages above 70 and 80 % with natural and synthetic water respectively. From kinetic sorption, the equilibrium time is 2h and the pseudo first order does not fit the experimental data very well. Regarding equilibrium data, the experimental data are better described by Langmuir model than by the Freundlich model. A high adsorption capacity is provided by Langmuir in deionized water (28.48 mg.g⁻¹). With an initial fluoride concentration of 7 mg.L⁻¹, the remaining fluoride concentration measured after 2h equilibrium time with FW/CFS-H₂O is 1.4 mg.L⁻¹. The limit established by the WHO is 1.5 mg.L⁻¹ for drinking water. Generally, the drinking water which presents excess fluoride concentration ranges between 3 and 8 mg.L⁻¹. That means FW/CFS-H₂O can be used in water treatment especially for fluoride removal.

ACKNOWLEDGEMENTS

This research was supported by the French Embassy in Senegal via its Cultural and Cooperation Department which allows Senegal PhD students to realize scientific stays in French laboratory. All the experiments of this study were carried out in the Energy and Environmental Engineering Department (DSEE) of Ecole des Mines de Nantes-France. And M. Hervy wishes to thank Institut Carnot M.I.N.E.S for its financial support.

COMPETING INTERESTS

Authors have declared that no competing interests exist.

REFERENCES

- [1] Sud D, Mahajan G, Kaur MP. Agricultural waste material as potential adsorbent for sequestering heavy metal ions from aqueous solutions A review. *Bioresource Technology*. 2008;99(14):6017-6027.
Available:<http://dx.doi.org/10.1016/j.biortech.2007.11.064>
- [2] Srivastav AL, Singh PK, Srivastava V, Sharma YC. Application of a new adsorbent for fluoride removal from aqueous solutions. *Journal of Hazardous Materials*. 2013;263 Part 2:342-352.
Available:<http://dx.doi.org/10.1016/j.jhazmat.2013.04.017>
- [3] Diallo MA, Diop SN, Diémé MM, Diawara CK. Efficiency of nanofiltration membrane TFC-SR3 and SelRo MPF-34 for partial elimination of fluoride and salinity from drinking water. *Journal of Water Resource and Protection*. 2015;7:457-462.
Available:<http://dx.doi.org/10.4236/jwarp.2015.77043>
- [4] Kimambo V, Bhattacharya P, Mtalo F, Mtamba J, Ahmad A. Fluoride occurrence in groundwater systems at global scale and status of defluoridationstate of the art. *Groundwater for Sustainable Development*. 2019;9:100223.
- [5] Miretzky P, Cirelli AF. Fluoride removal from water by chitosan derivatives and composites: A review. *Journal of Fluorine Chemistry*. 2011;132(4):231-40.
- [6] Ganvir V, Das K. Removal of fluoride from drinking water using aluminum hydroxide coated rice husk ash. *Journal of Hazardous Materials*. 2011;185(2-3):1287-94.

- [7] Siddique A, Nayak AK, Singh J. Synthesis of FeCl₃-activated carbon derived from waste Citrus limetta peels for removal of fluoride: An eco-friendly approach for the treatment of groundwater and bio-waste collectively. *Groundwater for Sustainable Development*. 2020;10:100339.
- [8] Bhatnagar A, Kumar E, Sillanpää M. Fluoride removal from water by adsorption A review. *Chemical Engineering Journal*. 2011;171(3):811-840.
Available:<http://dx.doi.org/10.1016/j.cej.2011.05.028>
- [9] Fawell J, Bailey K, Chilton J, Dahi E, Fewtrell L, Magara Y. Fluoride in drinking water, WHO-IWA. 2006;1-144. WHO
- [10] Bibi S, Farooqi A, Hussain K, Haider N. Evaluation of industrial based adsorbents for simultaneous removal of arsenic and fluoride from drinking water. *Journal of Cleaner Production*. 2015;87:882-896.
Available:<http://dx.doi.org/10.1016/j.jclepro.2014.09.030>
- [11] Yadav AK, Abbassi R, Gupta A, Dadashzadeh M. Removal of fluoride from aqueous solution and groundwater by wheat straw, sawdust and activated bagasse carbon of sugarcane. *Ecological Engineering*. 2013;52:211-218.
Available:<http://dx.doi.org/10.1016/j.ecoleng.2012.12.069>
- [12] Hernández-Montoya, V, Ramírez-Montoya LA, Bonilla-Petriciolet A, Montes-Morán MA. Optimizing the removal of fluoride from water using new carbons obtained by modification of nut shell with a calcium solution from egg shell. *Biochemical Engineering Journal*. 2012;62:1-7.
Available:<http://dx.doi.org/10.1016/j.bej.2011.12.011>
- [13] Muro E, Debono O, Villot A, Paviet F. Pyrolysis of biomass in semi-industrial scale reactor: Study of the fuel-nitrogen oxidation during combustion of volatiles. *Biomass Bioenergy*. 2013;59:187-194.
Available:<http://dx.doi.org/10.1016/j.biombioe.2013.09.001>
- [14] Torres-Perez J, Gerente C, Andres Y. Conversion of agricultural residues into activated carbons for water purification: Application to arsenate removal. *Journal of Environmental Science and Health Part a-Toxic/Hazardous Substances & Environmental Engineering*. 2012;47(8):1173-1185.
Available:<http://dx.doi.org/10.1080/10934529.2012.668390>
- [15] Ho YS, McKay G. A comparison of chemisorption Kinetic models applied to pollutant removal on various sorbents. *Process Safety and Environmental Protection*. 1998;76(4):332-340.
Ho YS, McKay G. Kinetic models for the sorption of dye from aqueous solution by wood. *Process Safety and Environmental Protection*. 1998;76(2):183-191.
Available:<http://dx.doi.org/10.1205/095758298529326>
- [16] Freundlich HM. Over the adsorption in solution. *J. Phys. Chem*. 1906;57:385-470.
- [17] Langmuir I. The adsorption of gases on plane surface of glass, mica and platinum. *J. Am. Chem. Soc*. 1918;40:1331-1403.
- [18] Rashidi NA, Yusup S, Ahmad MM, Mohamed NM, Hameed BH. Activated carbon from the renewable agricultural residues using single step physical activation: A preliminary analysis. *APCBEE Procedia*. 2012;3:84-92.
Available:<http://dx.doi.org/10.1016/j.apcbee.2012.06.051>
- [19] Sekirifa ML, Hadj-Mahammed M, Pallier S, Baameur L, Richard D, Al-Dujaili AH. Preparation and characterization of an activated carbon from a date stones variety by physical activation with carbon dioxide. *Journal of Analytical and Applied Pyrolysis*. 2013;99:155-160.
Available:<http://dx.doi.org/10.1016/j.jaap.2012.10.007>
- [20] Bandosz TJ, Ania CO. Chapter 4 Surface chemistry of activated carbons and its characterization. Teresa J. Bandosz (édit.). *Interface Science and Technology*. 2006;7:159-7229.
Available:[http://dx.doi.org/10.1016/S1573-4285\(06\)80013-X](http://dx.doi.org/10.1016/S1573-4285(06)80013-X)

- [21] Gerente C, V. K. C, Lee L, Cloirec P, McKay G. Application of Chitosan for the Removal of Metals From Wastewaters by Adsorption Mechanisms and Models Review. *Critical Reviews in Environmental Science and Technology-Crit Rev Environ Sci Technol.* 2007;37(1):41-127. Available:<http://dx.doi.org/10.1080/10643380600729089>
- [22] Islam M, Patel R. Thermal activation of basic oxygen furnace slag and evaluation of its fluoride removal efficiency. *Chemical Engineering Journal.* 2011;169(1-3):68-77. Available:<http://dx.doi.org/10.1016/j.cej.2011.02.054>
- [23] Sivasankar V, Rajkumar S, Murugesh S, Darchen A. Tamarind (*Tamarindus indica*) fruit shell carbon: A calcium-rich promising adsorbent for fluoride removal from groundwater. *Journal of Hazardous Materials.* 2012;225-226:164-172. Available:<http://dx.doi.org/10.1016/j.jhazmat.2012.050.015>
- [24] Zhang S, Lu Y, Lin X, Su X, Zhang Y. Removal of fluoride from groundwater by adsorption onto La(III)- Al(III) loaded scoria adsorbent. *Applied Surface Science.* 2014;303:1-5. Available:<http://dx.doi.org/10.1016/j.apsusc.2014.01.169>

Biography of author(s)



Mohamad M. Diémé

Laboratoire de Chimie et Physique des Matériaux, Université Assane Seck, BP 523, Ziguinchor, Sénégal.

Research and Academic Experience: He graduated from University Assane Seck of Ziguinchor (SENEGAL-WEST AFRICA)s Ph.D program where he obtained his Ph.D in thermal conversion of biomass from agricultural residues to activated carbon for water treatment. Furthermore, all his thesis work took place at IMT Atlantique, Nantes France (Ex Ecole des Mines de Nantes), a School of Engineers in France. His researches activities are focused on production characterization of porous materials then the materials are used on water treatment process. He participated many congress and seminars.

Research Area:

- Porous materials (membrane & activated carbons);
- Water treatment;
- Biomass conversion;
- Pyrolysis.

Number of Published papers: 04.

Special Award (If any):

- National Prize in Science & Technology Awarded the National Academy of Science & Technic of Senegal to its most creative scientist; this award is attributed to the best doctoral thesis defended in 2016 in Senegal.
- Prize for the Best Poster Presentation at the SMSD/UNESCO/AMS international summer school focused on membrane, Avril 2014, in Casablanca Morocco.



Maxime Hervy

Ecole des Mines de Nantes, laboratoire GEPEA, UMR CNRS 6144, 4 rue Alfred Kastler, BP 20722, 44307 Nantes cedex 3, France.

Research and Academic Experience: Dr. Maxime Hervy started his PhD in 2013 in three French laboratories (GEPEA IMT Atlantique, RAPSODEE IMT Mines Albi, Centre des Mataux Mines Paris-Tech). His study investigated the valorization of biochars as sorbents and catalysts for syngas cleaning. After his PhD defense in 2016, he held a post-doctoral fellowship in another French Lab (LRGP, CNRS, Universit Lorraine). During this 18 months post-doc, he studied solar pyrolysis, waste gasification, bed material evolution, and catalytic activity of used bed materials and fly ash in tar reforming. In 2018, he joined the Engie Lab CRIGEN as expert in biomass and waste thermoconversion processes, gas cleaning, solid residues valorization and green gases production.

Research Area: Pyrolysis, Gasification, Gas treatment, Biochar, Biomass, Waste, Green Gases.

Number of Published papers: 07.



Saïdou N. Diop

Laboratoire de Chimie et Physique des Matériaux, Université Assane Seck, BP 523, Ziguinchor, Sénégal.

Research and Academic Experience: Teacher-researcher in Chemistry Department at Assane Seck University of Ziguinchor (Senegal).

Research Area: Research programs dedicated to the treatment of water and waste water for drinking and reuse respectively. Membrane processes are implemented to supply the drinking water needs of populations living in rural areas. The development and characterization of porous materials from agricultural residues for the elimination of organic and inorganic pollutants is also a field of research in our laboratory.

Number of Published papers: Journal papers 6.

Special Award (If any): Laureate for the best students of the Faculty of Science and Technology. Cheikh Anta Diop University of Dakar (Senegal) - Grant of European Membrane Society by a jury

selection during the AMS International Workshop held in Mali, from 4 to 6 August 2014 for a poster presentation.

Claire Gérente

Ecole des Mines de Nantes, laboratoire GEPEA, UMR CNRS 6144, 4 rue Alfred Kastler, BP 20722, 44307 Nantes cedex 3, France.

Research and Academic Experience: Water treatment; porous carbonaceous materials; biochar.

Research Area: Water treatment; porous carbonaceous materials; biochar.

Number of Published papers: 43.



Audrey Villot

Ecole des Mines de Nantes, laboratoire GEPEA, UMR CNRS 6144, 4 rue Alfred Kastler, BP 20722, 44307 Nantes cedex 3, France.

Research and Academic Experience: Associate Professor at Energy Systems and Environment Department of IMT Atlantique (French Engineer school located to Nantes) since 2011.

Research Area: Biomass characterization, resource recovery, biofuel characterization, study of transfer and reaction in heterogeneous catalysis, gas treatment and purification, high temperature gas filtration, gasification, pyrolysis, waste and biomass valorization, activated carbons production.

Number of Published papers: SCI Journal papers: 14; Conference Papers: 18; H index de 8 (Scopus).



Yves Andres

Ecole des Mines de Nantes, laboratoire GEPEA, UMR CNRS 6144, 4 rue Alfred Kastler, BP 20722, 44307 Nantes cedex 3, France.

Research and Academic Experience: Professor, Head of the Energy and Environmental Systems Department, IMT Atlantique, and Director of GEPEA UMR CNRS 6144 laboratory (University of Nantes, IMT Atlantique and of ONIRIS (Nantes)).

Research Area: Biotechnological research programs dedicated to the treatment of pollutions and waste recycling (Water, gaseous effluent, and biomass). The main projects are the following: (i) Biogas production from biomasses by anaerobic digestion; (ii) Grey water treatment and reuse (iii) Microbial aerosol behavior in air filtration systems.

Number of Published papers: SCI Journal papers: 106; Conference Papers: 180 ; Book Chapters: 15 ; H index de 36 (Scopus) et de 43 (Google Scholar).

Any other remarkable point(s): supervised 35 PhD students associated to these activities.



Courfia K. Diawara

Laboratoire de Chimie et Physique des Matériaux, Université Assane Seck, BP 523, Ziguinchor, Sénégal.

Research and Academic Experience:

Demonstration of a new process of fluoride removal and desalination with solar energy from brackish drinking water, February 24th, 2010.

Scientific coordinator of NF plant for desalination and defluorination in Senegal.

2009, 2008, 2004, 2002 Scientist Visiting to Anjou Recherche center of Veolia water.

2007 Scientist Visiting at the research center CRTT of Saint Nazaire, University of Nantes.

2003 Scientist Visiting, Southern University Baton Rouge, USA. Sponsored by NSF/American Chemical Society.

2000 Research Visiting HYDROSCIENCES University of Montpellier II, France.

Professor, in Inorganic Chemistry, water and membrane process; University Cheikh Anta Diop Dakar and University Assane Seck of Ziguinchor (Senegal) since January 1st, 1996.

2010 Lecturer to the International Institute for Water and Environmental Engineering (2IE), November 2005 and 2003 Associate Professor Invited at the IUT of Saint Nazaire- France (water treatment in chemical Engineering).

Research Area: Desalination, Agriculture Wastes into water treatment process, membrane process : Lead research works on membranes technics applied to drinking water treatment field and manage Ph D students in polluted water treatment process through micellar enhanced ultrafiltration area and manage Ph D student in sustainable conversion of agriculture and food waste into activated carbon devoted to fluoride removal from drinking water in Senegal.

Number of Published papers: 32.

Special Award (If any):

Laureate of the *SEDAR 2010* for Innovation & research in desalination and fluoride removal for drinking water.

Chevalier de l'Ordre National du Lion Senegal.

2013 to 2020 Rector of the University Assane Seck.

Vice Prdent of *Soci Africaine des Membranes*

Vice Prdent of *Comitnlais pour la Chimie*

Any other remarkable point(s):

Supervised more than 5 PhD students associated to these activities;

Directory board member of African Membrane society www.sam-ptf.com.

Lead the evaluation and survey of well water quality through five village to the south-east in Senegal; this research program was sponsored by Non Governmental Organization named KINKELIBA, and supported by Veolia Environment.

Also, Prof DIAWARA set up a new process of fluoride removal and desalination with solar energy from brackish drinking water.

Presently supervise more than ten low pressure reverse osmosis plants for water supply in rural and sub urban area International Journal Referee.

Journal of Membranes sciences

Revue des Sciences de l'Eau

Separation & Purification Reviews

The Scientific World Journal

Book Chapter

Fluorine and the Environment, Volume 2 chap. 2 in *ADVANCES IN FLUORINE SCIENCE 2*; Edited by Alain Tressaud (Elsevier 2006): Water Defluoridation Processes: A Review. Application: Nanofiltration (NF) for Future Large-Scale Pilot Plants.

© Copyright (2021): Authors. The licensee is the publisher (Book Publisher International).

DISCLAIMER

This chapter is an extended version of the article published by the same author(s) in the following journal. International Journal of Chemistry, 8(1), 2016.